

Patients Seen

- 58% CVA
- 18% Brain Injury
- 24% Other

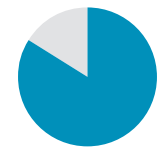


83%
 Return to
 work/school

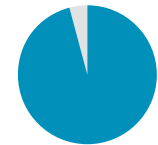


87%
 Return to
 driving/
 community
 mobility

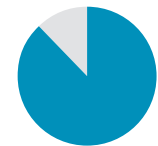
**Patients Reporting
 Improvements**



Arm Function **84%**



Mobility **96%**



Communication
 and Memory **88%**

100%
 Patient
 Satisfaction

77%
 Program
 Completion

Length of Stay



68 Days

5

Unplanned
 transfers to acute
 care facilities



107
 Patients
 Served